

DESCRIPTION

It's not an illusion! As a top quality, premium floor finish, **Mirage** leaves your floors with a deep, wet-look gloss long after they are dry. **Mirage** has been engineered for long wear in high traffic locations and initial wet-look gloss without burnishing. **Mirage** offers all the benefits of a dri-brite floor finish plus superior ultra high-speed burnishing response.

The unique polymer has been complemented with a high gloss, all acrylic resin, imparting excellent flow and leveling characteristics, low foam and clarity. The radically different approach to the cross linking of polymers in **Mirage** reduces odor and prevents disturbing the underlying coats of finish, making the application of **Mirage** less sensitive to humid environments.

Mirage's cross linking eliminates streaking and hazing while reducing mop drag that is present in other high solid floor finishes. The high solids content in **Mirage** means fewer coats to achieve maximum results. Reduced costs combined with excellent detergent resistance to repeat cleaning cycles yields a lower in use cost than most competitive products on the market. When only the best will do, wet-look **Mirage** is the obvious choice!

DIRECTIONS

A sealer is not required, but if you have a very porous floor it may be advantageous to apply *Foundation* sealer. Two coats of *Foundation* are often sufficient.

Preparation:

Strip the floor with *No.1 Remover* then pick up spent solution with a mop or wet-vac making sure solution does not dry. Rinse floor with *Neutracare 4* as per label instructions.

Application:

1. Use a clean finish mop, either fine string or candy striped. Pre-wet with water and wring out mop to conserve finish. 2. Apply 4-5 even coats of **Mirage**. More may be required if you have an un-sealed, porous floor or need a good base to propane burnish. 3. Immerse mop in finish. Do not wring your mop but press firmly into wringer to remove excess finish.

Maintenance:





1. Dust floor with treated dust mop. 2. Clean floor by damp mopping or autoscrubber using M-chem's neutral detergent, *Neutracare 4*, as per label instructions. 3. Spray buff with *Armor-Ace* or burnish as desired. *Armor-Ace* may be used to enhance the gloss by applying before burnishing.

PHYSICAL DATA

Solids	25% (non-volatile) minimum
Drying Time	20-30 minutes
Coverage	2500 square feet per gallon (average)
Slip Resistance	Passes ASTM D2047
Performance	Excellent Leveling, Scuff Resistance, Depth of Gloss and Burnishability

New tech products engineered to work harder...so you don't have to!



LABEL CODES	
	Yellow...Chlorinated
	Red.....Acidic
	Green...Neutral
	Blue.....Alkaline

Labels are color coded to identify the material type

